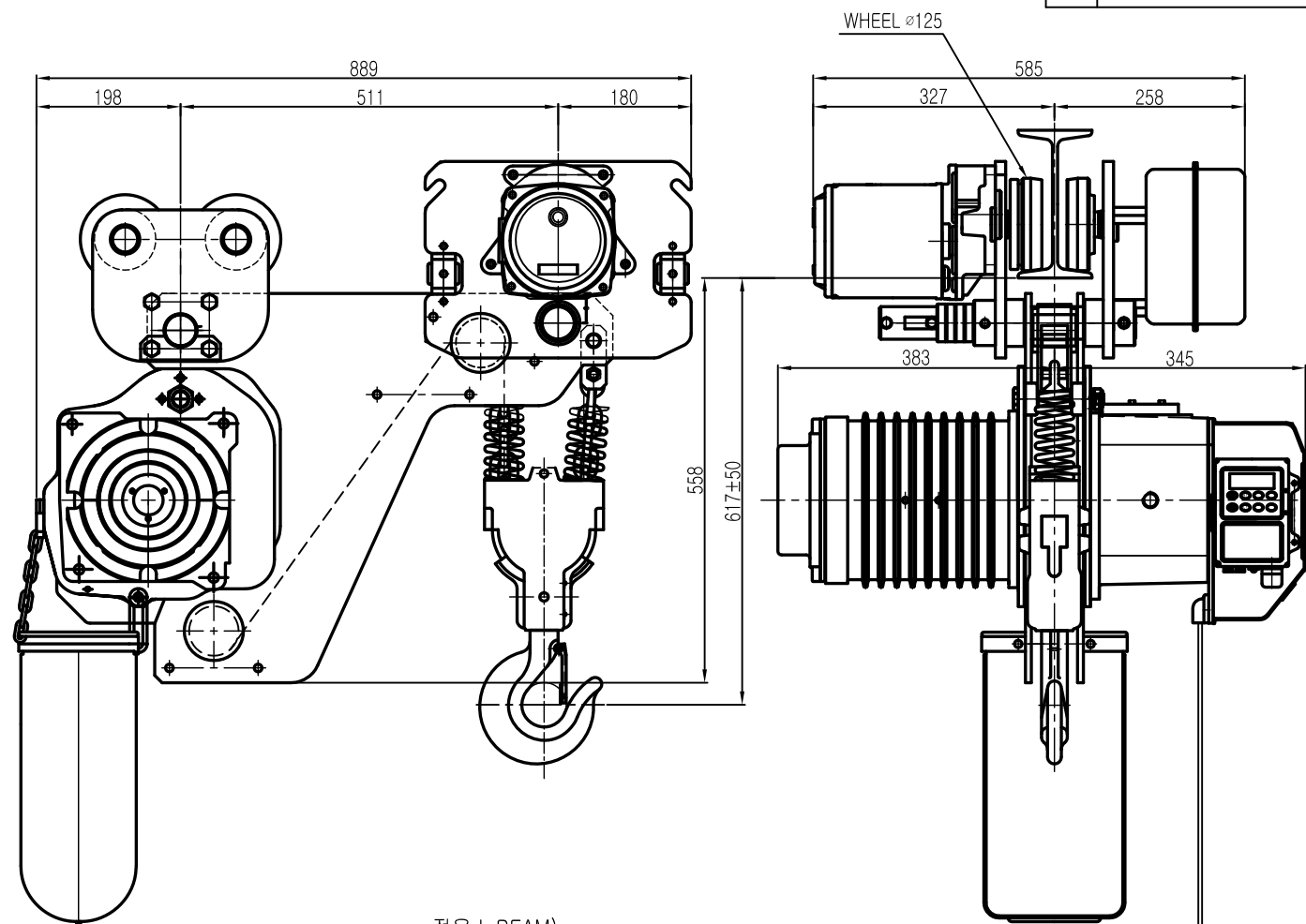


ON 9MD

L K HOIST

| NO | DESCRIPTION | SIZE | MAT' L | Q' TY | WT (kg) | REMARKS |
|----|-------------|------|--------|-------|---------|---------|
|----|-------------|------|--------|-------|---------|---------|



SPECIFICATION

| | | LK-SHDBM-3W | | |
|------------------|-----------------------------------|------------------|------------|---------------------|
| RATED LOAD | (TON) | 3.0 | | |
| TESTING LOAD | (TON) | 3.75 | | |
| LIFTING HEIGHT | (M) | 50 | | |
| HOISTING | SPEED (M/MIN) | 5.15/1.7 | | |
| | MOTOR (KW) | 4.4/2.2kw x 2/6p | | |
| TRAVERSING | SPEED (M/MIN) | 20 | 14 | 20/7 |
| | MOTOR (KW) | 0.75kw x 4p | 0.4kw x 6p | 0.75/0.25kw x 4/12p |
| POWER SUPPLY | AC220.380.440.460.480Vx3ø x 60 Hz | | | |
| OPERATING METHOD | P.B type ON . FL | | | |
| LOAD CHAIN | ø9.5 X 28.6 (2FALL) | | | |
| WEIGHT | (KG) | 502 | | |
| I-BEAM 적용폭 | 100 ~ 190MM | | | |

적용 I-BEAM)

- 1) 지점간 거리: I-200X100X7/10 - 2.0M
- 2) 지점간거리 : I-250X125X7.5/12.5-3.8M
- 3) 지점간거리 : I-300X150X10/18.5-6.0M
- 4) 지점간거리 : I-450X175X13/26-11M
- 5) 지점간거리 : I-600X190X13/25-14M

NOTE)

- 1)점검 설비를 갖출 것
- 2)인허가 서류를 완성검사시 제출 할 것

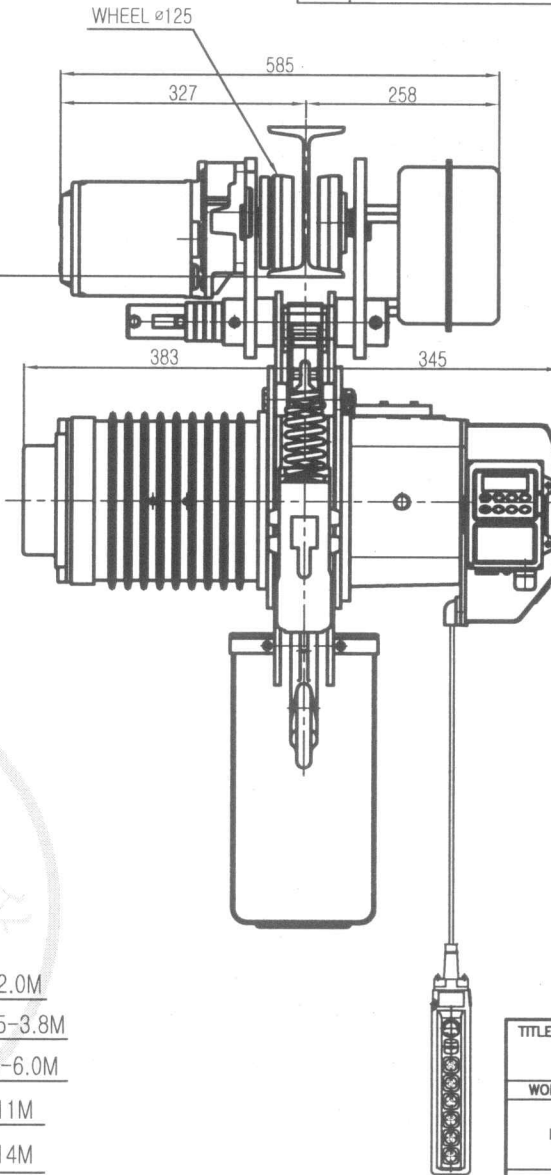
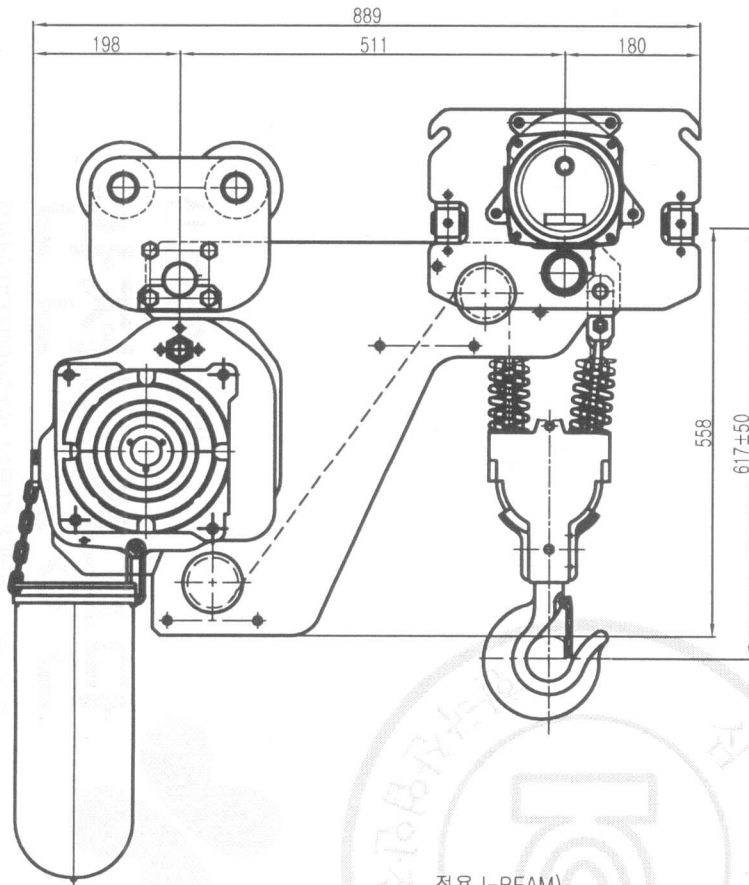
| REV.NO | DATE | REVISION | DESCRIPTION | DRAWN | CHECKED | APPROVED |
|--------|------|----------|-------------|-------|---------|----------|
|--------|------|----------|-------------|-------|---------|----------|

| | | | | | |
|------------|----------|----------------------|------------|------------|-------|
| TITLE | | ELECTRIC CHAIN HOIST | | PROJECTION | |
| WORK NO | | WORK NAME | | | |
| DRAWN | | LK-SHDBM-3W | | SCALE | Q' TY |
| | | | | N S | 1 |
| CHECKED | REVIEWED | APPROVED | DRAWING NO | | |
| 김 창 기 | | | | | |
| 2010.08.01 | | | CORD NO | | |
| | | | | | |

ON GMD

L K HOIST

| NO | DESCRIPTION | SIZE | MAT' L | Q' TY | WT (kg) | REMARKS |
|----|-------------|------|--------|-------|---------|---------|
| | | | | | | |



SPECIFICATION

| | | LK-SHDBM-3W | | |
|------------------|-----------------------------------|------------------|------------|---------------------|
| RATED LOAD | (TON) | 3.0 | | |
| TESTING LOAD | (TON) | 3.75 | | |
| LIFTING HEIGHT | (M) | 50 | | |
| HOISTING | SPEED (M/MIN) | 5.15/1.7 | | |
| | MOTOR (KW) | 4.4/2.2kw x 2/6p | | |
| TRAVERSING | SPEED (M/MIN) | 20 | 14 | 20/7 |
| | MOTOR (KW) | 0.75kw x 4p | 0.4kw x 6p | 0.75/0.25kw x 4/12p |
| POWER SUPPLY | AC220.380.440.460.480Vx3φ x 60 Hz | | | |
| OPERATING METHOD | P.B type ON . FL | | | |
| LOAD CHAIN | φ9.5 X 28.6 (2FALL) | | | |
| WEIGHT | (KG) | 502 | | |
| I-BEAM 적용폭 | 100 ~ 190MM | | | |

적용 I-BEAM)

- 1) 지점간 거리: I-200X100X7/10 - 2.0M
- 2) 지점간거리 : I-250X125X7.5/12.5-3.8M
- 3) 지점간거리 : I-300X150X10/18.5-6.0M
- 4) 지점간거리 : I-450X175X13/26-11M
- 5) 지점간거리 : I-600X190X13/25-14M

NOTE)

- 1) 점검 설비를 갖출 것
- 2) 인허가 서류를 완성검사시 제출 할 것

| REV.NO | DATE | REVISION DESCRIPTION | DRAWN | CHECKED | APPROVED |
|--------|------|----------------------|-------|---------|----------|
| | | | | | |

| TITLE | | ELECTRIC CHAIN HOIST | | PROJECTION | |
|---------------------|-------------|----------------------|------------|------------|--|
| WORK NO | WORK NAME | SCALE | Q' TY | | |
| DRAWN | LK-SHDBM-3W | N S | 1 | | |
| CHECKED | REVIEWED | APPROVED | DRAWING NO | | |
| 김 창 기 | | | CORD NO | | |
| 2010.08.01 | | | | | |
| L K HOIST CO., LTD. | | | | | |

물범복제 및 배포금지